

Technology Resources

WEBINARS



Housekeeping

- The session is being recorded and will be available to all participants within a few days.
- You will be asked to answer a short survey at the end of the session to receive a Certificate of Participation.
- The content being presented in the webinars are to be used as guidance and as a resource. NCMEA does not endorse specific products.
- Additional teaching resources can be found on the NCMEA website:
<https://www.ncmea.net/member-resources/teacher-resources/>

Student Online Safety: During this time of unprecedented need for virtual/online instructional materials, the first consideration for use must be student safety. To that end, NAFME and NCMEA recommends:

- Children under the age to 13, have adult permission before accessing any online resources
- Students and/or families do not provide any identifying information to gain access to the resources – free or paid



Technology: Lesson Planning for 2020-2021

•In this session, we will discuss best practices for planning lessons for music in a blend of Face to Face and Virtual instruction. You will leave this session with resources to help you plan for school year 2020-2021!

•**Presenter: Felicia Davis** was a band director for 24 years who took a leap of faith to enter the Instructional Coach position at Mooresville Middle School where she works with teachers incorporating instructional best practices. Mrs. Davis creates and leads professional development for the middle school staff and at the district level for Mooresville Graded Schools. Mrs. Davis is a former presenter at NCTIES, ISTE, NAFME and NCMEA.



USING TECHNOLOGY FOR **Lesson Planning**



IN
2020



Best practices for
planning lessons
for music in a blend
of Face to Face and
Virtual instruction

Find us At



FELICIA DAVIS

feliciadavis@mgsd.k12.nc.us



HOWIE LEDFORD

howie.ledford@gmail.com

THESE ARE RECOMMENDATIONS

What is going to be said in the webinar is a recommendation. This is not the way you have to do something. If there is a plan that works for you, use it.

QUESTIONS IN CHAT

Moderator: Howie Ledford

Please ask your questions in the chat. I will give the presentation and stop to answer a question or two at certain points. However everyone will be muted for the presentation. We will have “Office Hours” at the end of the presentation. This time is optional. Office hours will be a time for me to answer more questions. We have allocated an hour after the presentation for office hours. Howie may answer a question or two in the chat, in flight.





2:00

Share Out:

Share a success and a struggle from your experience during Quarter 4.

Post your answer
on [THIS PADLET.](#)



ideas for using
Padlet

<https://padlet.com/>

- [Padlet Blog](#)
- [100 Ways for Teachers to Use Padlet](#)
- [Using Padlet in Music Education](#)
- [20 Useful Ways to Use Padlet in Class Now- Ditch That Textbook](#)

Easy to use and share, Free- make 3 walls, Premium- \$99, Premium account is secure for your students and you can make unlimited walls.

Give your students a new way to collaborate, give instant feedback and responses in class. Padlet is a great resource to digitally enhance classroom collaboration and feedback.

IMPORTANT THINGS WE LEARNED ABOUT ONLINE INSTRUCTION

It is very important to communicate with your students and parents.

Planning and organizing your lessons is more important than ever.

Set clear expectations and establish how your lessons will look for F2F and asynchronous/virtual instruction.

Encourage learners to communicate with you and to do so often.

Prepare to have some flexibility in cases where a one size fits all approach may not work.

Organizing
Your

.....

LESSON PLANS


.....

freegoogleslides templates.com

LESSON PLANNING IN 2020

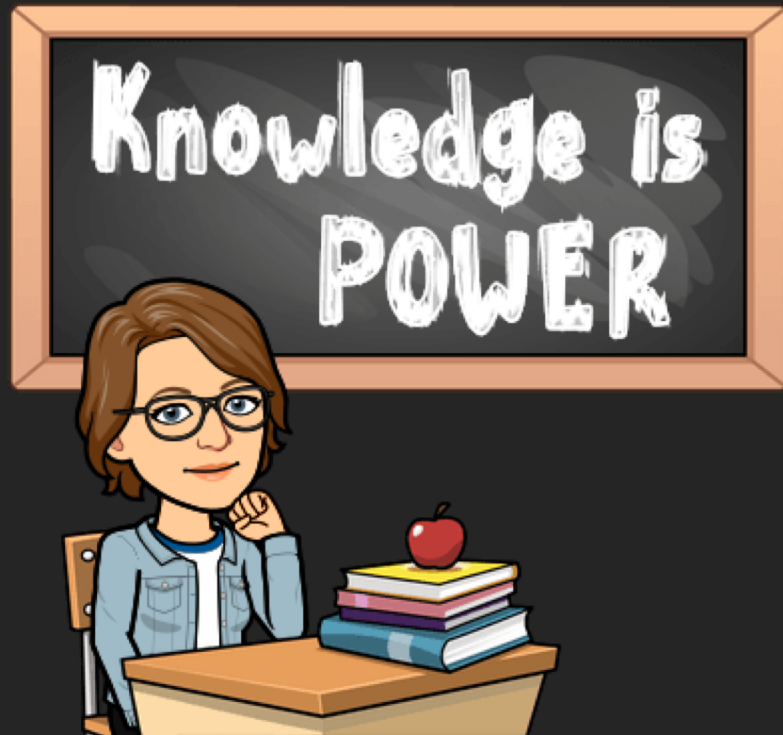
1. How you want to organize your plans (document, spreadsheet, etc)
2. Where you want to house your plans (Google Drive, OneDrive, Dropbox, LMS, website)
3. What resources you will use and how they will be organized
4. How you will assess your students' growth

“Blessed are the flexible for they shall not break!”



ELEMENTS OF YOUR LESSON PLANS

Basic items to include:



- **A Hook / Warm-up**
- **A clear learning objective for students**
- **Exit Ticket / Wrap-Up**
 - [Exit Tickets for band](#)
- **How will you assess?**
 - [Flipgrid](#)

Flipgrid session -
August 3 10:00am

LESSON PLANNING IN 2020

Additional items to
include in your
lessons:

- **Interactivity / Hands-on Activity**
 - composition, listening activity and [writing reflection](#)
 - digital resource work ([musictheory.net](#), [Boom Cards](#), etc)
- **Literacy strategies**
 - article from music periodical or current events along with literacy strategy (ie. 3-2-1, TAG, AEIOU)
 - [CLICK HERE for these resources](#)
 - [Nine Teaching Ideas for Using Music to Inspire Student Writing](#) (NY Times)

LESSON PLANNING IN 2020

Additional items to
include in your
lessons:

- **Small group work**
 - Help students learn how to collaborate with fellow musicians virtually ([acapella app tutorial](#)) or socially distanced (cul-de-sac or parking lot spaces)
- **Differentiation for ability**
 - set up individual tutoring with students (online programs: [YouCanBookMe](#), [Calendly](#))
 - modify asynchronous lessons (set up groups by student data)
- **Learner choice / voice**
 - [Choice Board for Instrumental Music](#)
 - [Choice Board for Chorus & Theater Arts](#) by Amy McComas, MGSD
 - [Choice Boards in the Music Classroom](#) blog post

LESSON PLANNING IN 2020

Additional items to include in your lessons:

- **Collaboration / discussion**
 - use a digital resource to post ([Padlet](#), [Seesaw](#), [Class Dojo](#), LMS discussion board, Google Classroom, Google Slides/Doc)
 - [create a prompt](#) and have students post as well as respond to peers
- **Opportunity to create**
 - [PBL in Music](#), [PBL Learning in the Music Room](#), [Personalized Learning through Project Based Music](#)
 - Music project ideas from [Kennedy Center Arts Education Resources](#), [Midnight Music Blog](#) and [Band Directors Talk Shop Blog](#)
- **Opportunity for student reflection**
 - use digital resource to post (ie. [Flipgrid](#) for video reflection, [Padlet](#), [Seesaw](#), [Class Dojo](#), Google Forms, LMS discussion board, Google Classroom)

NCMEA RECOMMENDATIONS

Virtual Instruction

Students will be able to progress in their music education with meaningful instruction in the NC Essential Standards for Music. Instruction could include:

- Being taught music standards through online platforms such as Google, Canvas, Zoom, Teams, SmartMusic, Sightreadingfactory.com, Musictheory.com, Quaver Music, etc.
- Using their instruments/voices at home to practice and develop individual music skills.
- Using the observational and written skills of aural/visual, compare/contrast, and the evaluation of music performances.
- Describing and writing about music.
- Interacting individually or collectively using video conferencing apps to share musical ideas, thoughts, practices, feelings, etc.
- Creating their own music.
- Collaborating with other students through the use of video and audio recordings.

Hybrid Instruction

A combination of in-person and virtual instruction with additional modifications that could include:

- The creation of smaller ensembles within larger existing ensembles to create social distancing.
- Rotation of face to face instruction and creative use of facilities in combination with online components.
- Teaching fundamentals as outlined in the North Carolina Essential Standards in the socially distanced classroom. The actual playing of instruments and singing can be accommodated with the recommendation from local Health Departments.
- Reinforce fundamentals at home with instrument practice/singing with remote learning guidelines and structures.

LESSON PLANNING TEMPLATES

Designing an Online Lesson Plan Using the 5 Es Instructional Model

Designed by @caitlin_tucker

Lesson Elements	What does it look like?	What tools can I use?
Engage	Brainstorm <ul style="list-style-type: none"> What do you think? Ask questions <ul style="list-style-type: none"> What do you wonder? What are you curious about? Access prior knowledge <ul style="list-style-type: none"> What do you know? How did you learn it? 	Padlet Google Classroom Question Mentimeter
Explore	Research Watch videos Read Articles Offline Task Discuss Crowdsourcing	Google Search YouTube Newsela, Smithsonian Tween Tribune InsertLearning Google Classroom Question Schoology Online Discussion Shared Google Slide Deck
Explain	Live Synchronous Sessions Video Lessons <ul style="list-style-type: none"> Instruction Modeling Scaffolding 	Google Hangout or Zoom <ul style="list-style-type: none"> Use the chat feature to ask questions and engage the group Screencastify (Chrome Extension) <ul style="list-style-type: none"> Share videos directly from Google Drive QuickTime + YouTube <ul style="list-style-type: none"> Create online playlists Edpuzzle <ul style="list-style-type: none"> Engage students around your video content with questions and monitor their progress FlipGrid <ul style="list-style-type: none"> Allow students to teach each other concepts by recording videos
Elaborate	Make connections <ul style="list-style-type: none"> Connect concepts Connect concepts to life beyond the classroom Connect concepts to art, literature, music Apply learning to new or novel situations <ul style="list-style-type: none"> Tackle quirky real-world problems Document your process as a group Explain how <ul style="list-style-type: none"> Articulate the process you would use to solve a problem or approach a particular situation Student-created study materials and resources <ul style="list-style-type: none"> Take the information and design a review resource 	Quizizz Shared Google Docs, Slides, Drawings, Spreadsheets FlipGrid Quizlet Kahoot!
Evaluate	Formative assessments Quizzes Video reflections Digital exit tickets	Quizizz Kahoot! Schoology quiz Google Forms Socrative

LESSON PLANNING TEMPLATES

5Es Online Lesson Template #2

Designed by @caitlin_tucker

[Title] [Date]	
Engage	Your Task
[Insert objective + prompt here]	[Insert directions]
Explore	Your Task
[Insert objective + resources for students to explore here]	[Insert directions]
Explain	Your Task
[Insert objective + link to a synchronous session or video]	[Insert directions]
Elaborate	Your Task
[Insert objective + links/resources]	[Insert directions]
Evaluate	Your Task
[Insert objective + link to evaluation tool]	[Insert directions]

Where to
Keep Your
.....

LESSON PLANS

.....


freegoogleslides templates.com

WHERE TO HOUSE YOUR LESSONS

TIP: Keep your lessons in a cloud-based program and move them to your delivery system.



Google Drive



Dropbox



OneDrive



iCloud Drive



Organizing

.....


DIGITAL RESOURCES

.....

WAKELET

Wakelet is a content curation platform where teachers and students can save links, social media posts, videos, and images as items to later be organized into private or public collections. Users can add notes to each Item in order to tell a story, ask questions, or give directions.

<https://wke.lt/w/s/1eHyPI>




Created by You

#ncmea Technology: Lesson Planning Presentation Resources

26 items • 3 views

This Wakelet contains resources from the NCMEA presentation on Lesson Planning along with other valuable resources for music educators.

<https://wke.lt/w/s/L3xl7k>



Created by Howie Ledford

Save Share ...

Organizing Digital Resources

2 items

This is a Wakelet to organize digital resources.

TOBY

Bookmarks are for books, not browsers. Organize your browser tabs into [Toby](#) so you can access key resources in one click instead of seven.

<https://www.gettoby.com/p/m5yr9sfy-my9a>

The screenshot displays the Toby browser extension interface. At the top, the Toby logo is on the left, and the title "#ncmea Technology: Lesson Planning 2020" is centered in pink. Below the title, it says "has been shared with you". On the right, there are social media share icons for Facebook, Twitter, and a generic share icon. A button on the right says "Open 26 tabs". The main area is a grid of 26 tabs, each with a logo and a title. The tabs are organized into four rows of six.

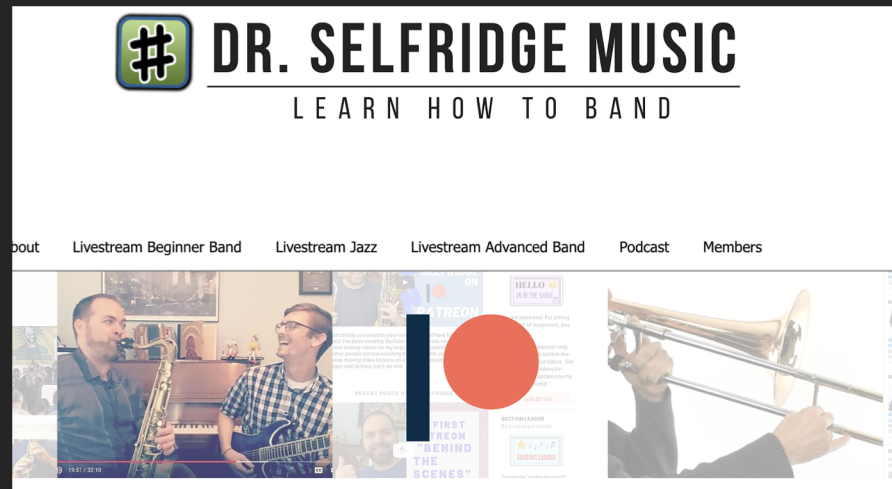
Tab 1	Tab 2	Tab 3	Tab 4	Tab 5	Tab 6
About Us Rock Hall EDU	Performing Arts Lessons TED-Ed	Lesson Plans Smithsonian	Home - Arts North Carolina	ARTSEDGE: The Kennedy Center's Arts Education Resource Project	Arts Education - Arts Ed Remote Learning
Boom Cards	musictheory.net	Flipgrid Empower Every Voice	Seesaw	EdTech Bandroom!	Music Education Tips, Tricks, and
Virtual Learning Resources for Music	Padlet: You are beautiful	Teacher Tech with Alice Keeler	Blogs - National Association for Music	Scott Lang Leadership	Boonshaft's Blog Academic Alliance
Technology in Music Education -	Ultimate Free Music Tech Resources	Band Directors Talk Shop - Learn. Share.	Blog Midnight Music	Developing a Student Practice Plan	Remote Music Education: How It's



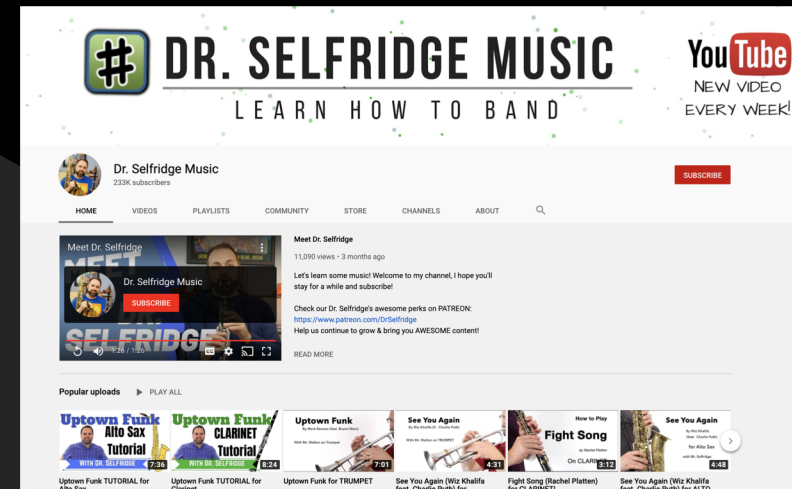
BEGINNING INSTRUMENTALISTS

Use these resources for your online band instruction and get ideas on how you can create your own tutorials for beginning instrumentalists.

<https://www.drselfridgemusic.com/>



<https://www.youtube.com/c/DrSelfridgeMusic/featured>



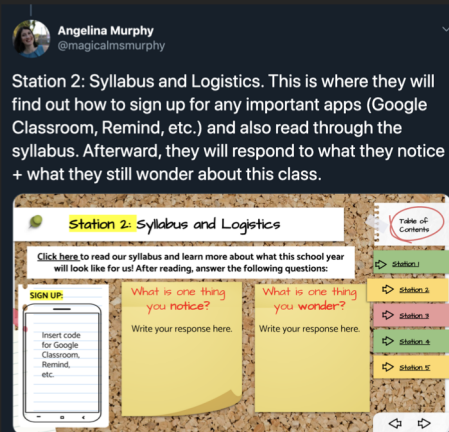
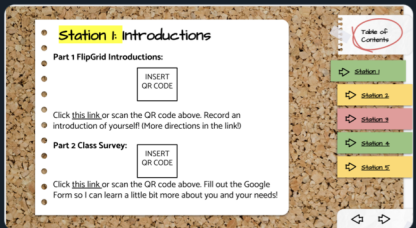
[Band Directors Talk Shop Virtual Lesson example and Youtube Channel Resources](#)

DIGITAL STATIONS

Here is a **great** resource for beginning of the school year! [@magicalmsmurphy](#) had her students make a copy of this Google Slide Deck and edit their own copy (through Google Classroom). You can get a copy [HERE](#) and adapt to your students and learning resources.



Station 1: Introductions. Students will be linked to a FlipGrid where they can record their names (so I can still learn them quickly with their proper pronunciation) and a Google Form survey that asks students other important information like their pronouns.



IMPORTANT



HOUSEKEEPING



HOUSEKEEPING

- Data Collection
- Norms for the School Year
- Parent Contact



DATA COLLECTION

- Have a Google form ready to go that collects data. This can be one of the first student assignments. I recommend the following:
 - Student Email
 - Home Address – Get both address, if parents/guardians do not live with each other. This has saved me more than once.
 - Each Parents/Guardians
 - Profession
 - Email
 - Work Numbers
 - Cell Numbers
 - Anything the teacher want to put on the form within reason.

DATA COLLECTION / HANDBOOK

- Have a handbook in a PDF format with a signature page ready for the parent. This saves on paper being handed back and forth.
- Include language in a handbook that states rules and procedures. This should include....
 - Students to Use Webinar Software. For example:
 - Guilford County Schools uses Microsoft Teams and Skype. Both are Microsoft products. I use Zoom and Google Meet because I am a Mac user. Zoom and Google Meet are cross platform. If your school system does not support a platform you want students to use, their parent/guardian will have fill out a waiver.
 - Social Media Posting for You and/or Booster Organizations
 - Social media is still a good way to promote your organization.

DATA COLLECTION / HANDBOOK

Have [Remind 101](#), [Band](#), or other app subscription information to use for students and parents. The beginning of the year is a good time to tell students and parents to sign up for this communication.

If the student turns off notifications on their phone, that is on them.



NORMS

What are Norms?

- Norms are the accepted way a student should act in your classroom. This includes rules and following procedures.
- Norms should be established on day one. Students need to be trained.
- Norms should promote a positive learning environment.
- Norms should be enforced everyday.
- Norms will take time to teach on the front end of school.
- Norms will make your life easier.
- Norms will be different for every class.

NORMS

Examples of Norms

- Clean your hands, cell phones, and/or tablets before class starts.
- Come into the room quietly and put your book bag under the chair.
- Get your device out and be prepared to use it for work
- Get your instrument and use social distancing.
- Raise your hand to speak.
- Keep your mask on for the class.
- Clean your tablet and instrument when you are done with the class.
- Clean your instrument when you are done with the class.
- Use a good online persona.
- If you think your action(s) will make the teacher upset, the action probably will.

NORMS

Why Are Norms Important?

Without order there is chaos. This is the time where teachers teach how the classroom is supposed to run. Students and adults require a routine. Once that routine has been established then a person is more likely to follow what they have learned. This training of the students will keep teachers safe and happy for the year.

PARENT CONTACT

Key Points

Contact each parent with the data that has been collected within the first ten days of school via email or phone call.

Tell them to take advantage of the technology they have for their child's success.

- Stress a positive beginning of the year.
- Have them sign up for Remind.
- Remind them to fill out all the necessary paperwork for you and email it back.
- Make sure they know that they can be observers on the children's account on their LMS.
- Make sure that the parent has an open lane of communication with the teacher.

Paper is Always an Option.

- Some Parents do not have internet or phones. Please send home paper if need be. Not everyone has a cell phone with data.

Technology Resources Post Webinar Survey

Please use this link for the Google Form Survey.
The link will also be added to Chat or Q&A.

<https://forms.gle/c5eGHoH8atQmAXbS7>

Thank you for joining us today!

